

PCBs elimination goals under the scope of the Stockholm Convention and the BRS programme of work

- Africa -

Agustín Harte, Programme Management Officer
2 September 2025



Stockholm Convention goals on PCB elimination

- Parties to **ban the production** and new uses of PCB;
- Parties to **make determined efforts** to identify, label and **remove from use** equipment (e.g. transformers, capacitors or other receptacles containing liquid stocks) containing PCB **by 2025**;
- Parties to make determined efforts designed to lead **to environmentally sound waste management** of liquids containing PCB and equipment contaminated with PCB as soon as possible but **no later than 2028**;
- Parties to identify other articles containing PCB (**open applications**) and manage them in an environmentally sound manner; and
- Parties to allow **export or import PCB only for the purpose of environmentally sound waste management**

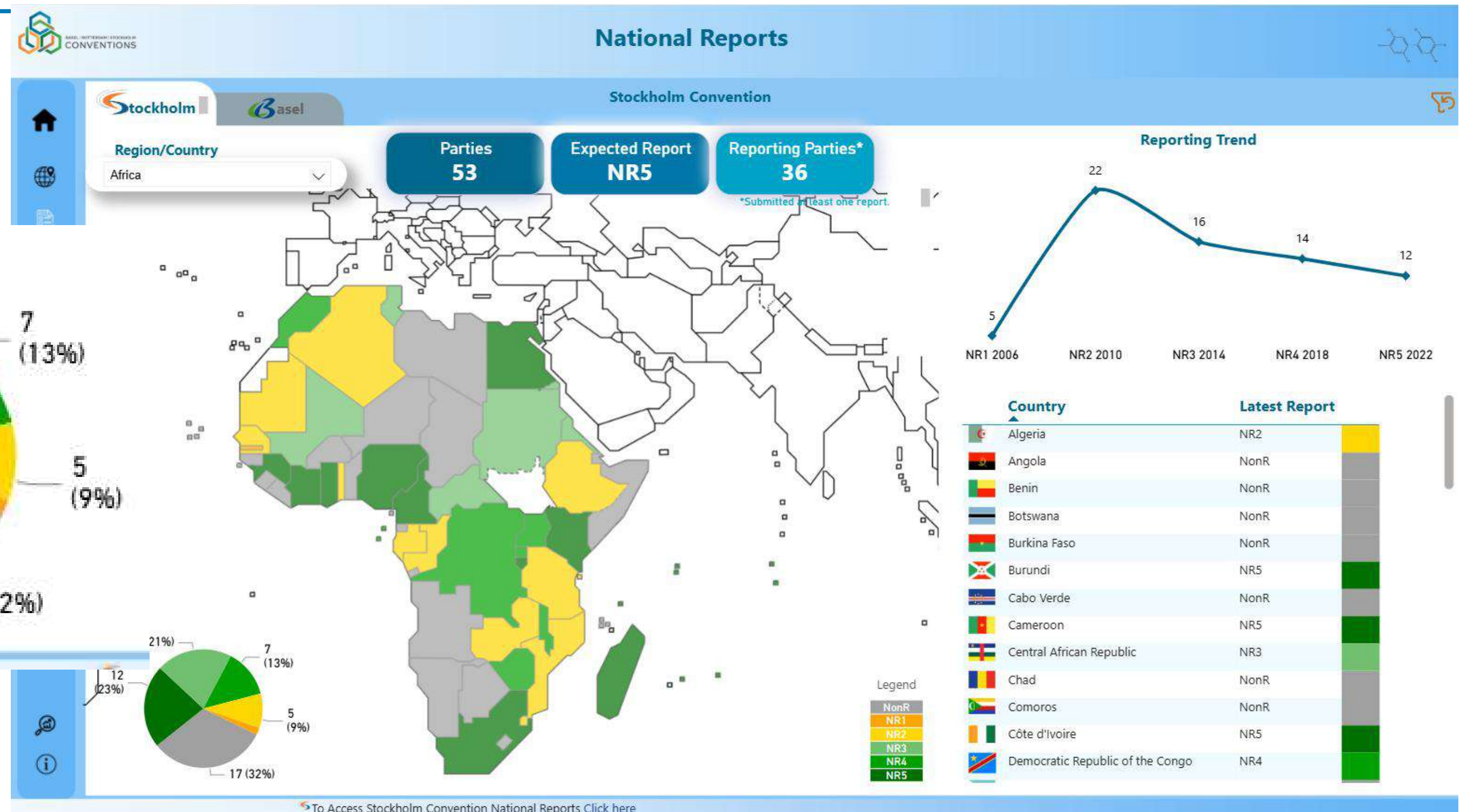


12th Conference of the Parties – outcomes on PCBs: Decision 12-3

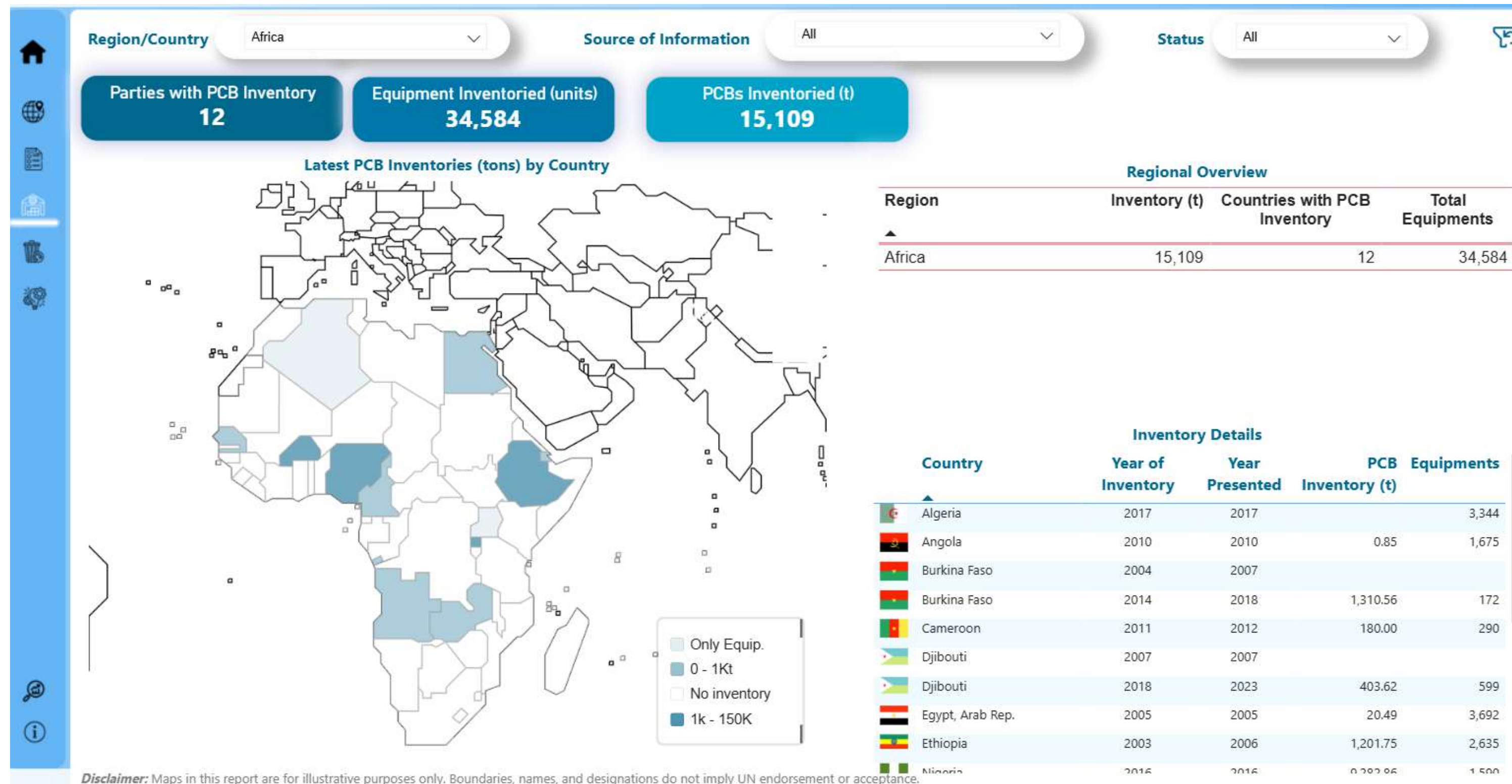


- Welcomes the **updated guidance** for the development of inventories of PCBs and analysis of PCBs (UNEP/POPS/COP.12/INF/10), as well as the strategy to enable Parties to the Stockholm Convention to meet the 2025 and 2028 goals on PCBs elimination of the Convention UNEP/POPS/COP.12/INF/10.
- Urges Parties:
 - To implement measures to meet their obligations under the Stockholm Convention, in particular with respect to paragraphs (a) and (e) of part II of Annex A to the Convention, taking into account the strategy for PCBs towards meeting the 2025 and 2028 goals, and to **develop, update and maintain national inventories of PCBs**, following the updated guidance.
 - To endeavour to **identify articles containing more than 0.005 per cent (50ppm) PCBs in open applications**, such as cable sheaths, cured caulk and painted objects, and to manage them in accordance with paragraph 1 of Article 6
 - To **report to the Conference of the Parties on the measures taken** to implement part II of Annex A to the Convention, including quantitative information on PCBs, in their national reports pursuant to Article 15 and encourages them to enhance synergies at the national level with focal points and competent authorities of the Basel Convention in the preparation of their national reports to ensure consistency in the information submitted, as appropriate, and to ensure the environmentally sound management of polychlorinated biphenyls
- Requests the Secretariat:
 - To continue to **provide technical assistance** to strengthen developing countries national and regional capacities for the elimination and reporting of PCBs
 - To **collaborate with UNEP's Chemicals and Health Branch**
- Recalls Decision 11-3 on the re-establishment of the Small intersessional working group established to assist the Secretariat on the preparation of:
 - Revised guidance on PCB environmentally sound management
 - An **updated report on the progress towards the elimination of PCBs**.

Overview of African efforts on PCB elimination – National Reports



Overview of African efforts on PCB elimination – PCB inventories



Overview of African efforts on PCB elimination – PCB disposal

Inventory (t)
277.1K

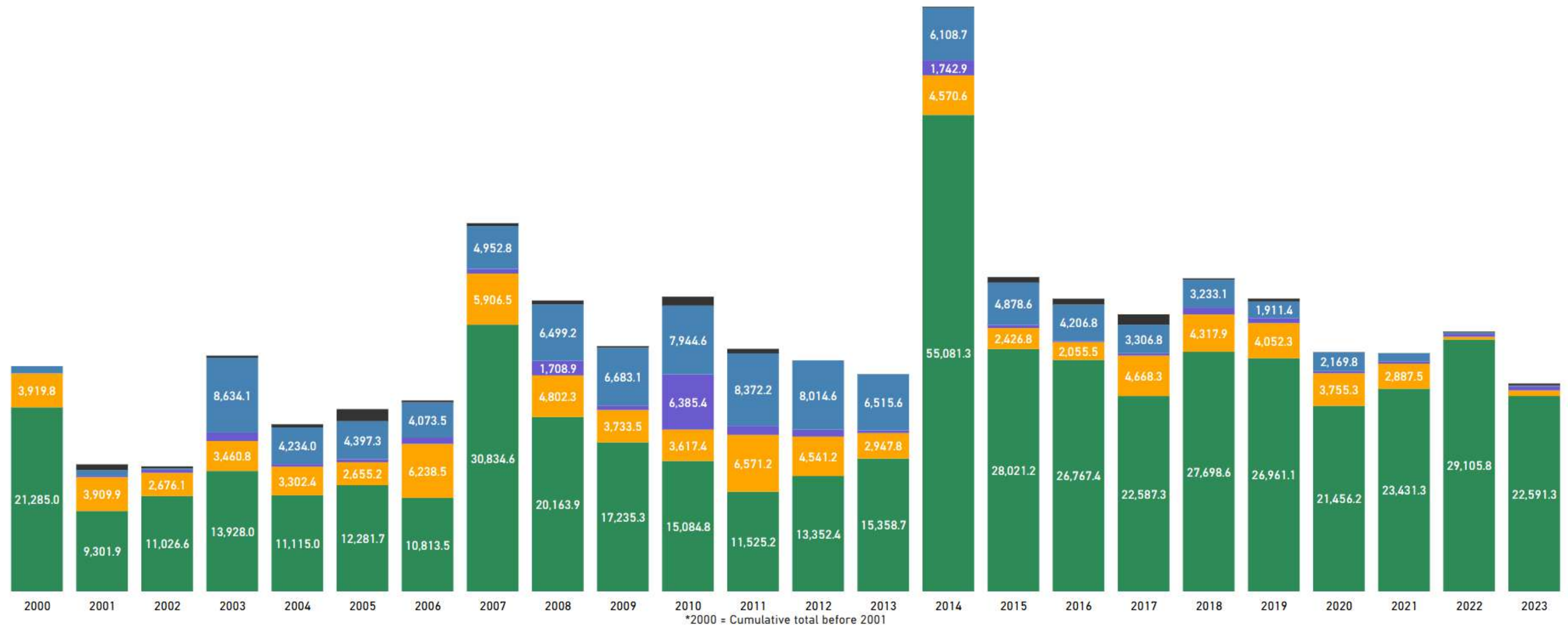
< Back to report

TOTAL QUANTITIES OF PCBs ELIMINATED (NATIONAL + EXPORTED) (T)

Local Elimin.
(t)
369.2K

Export (t)
344.0K

Total Elimin.
(t)
713.2K



Overview of African efforts on PCB elimination – PCB disposal

Inventory (t)
15.1K

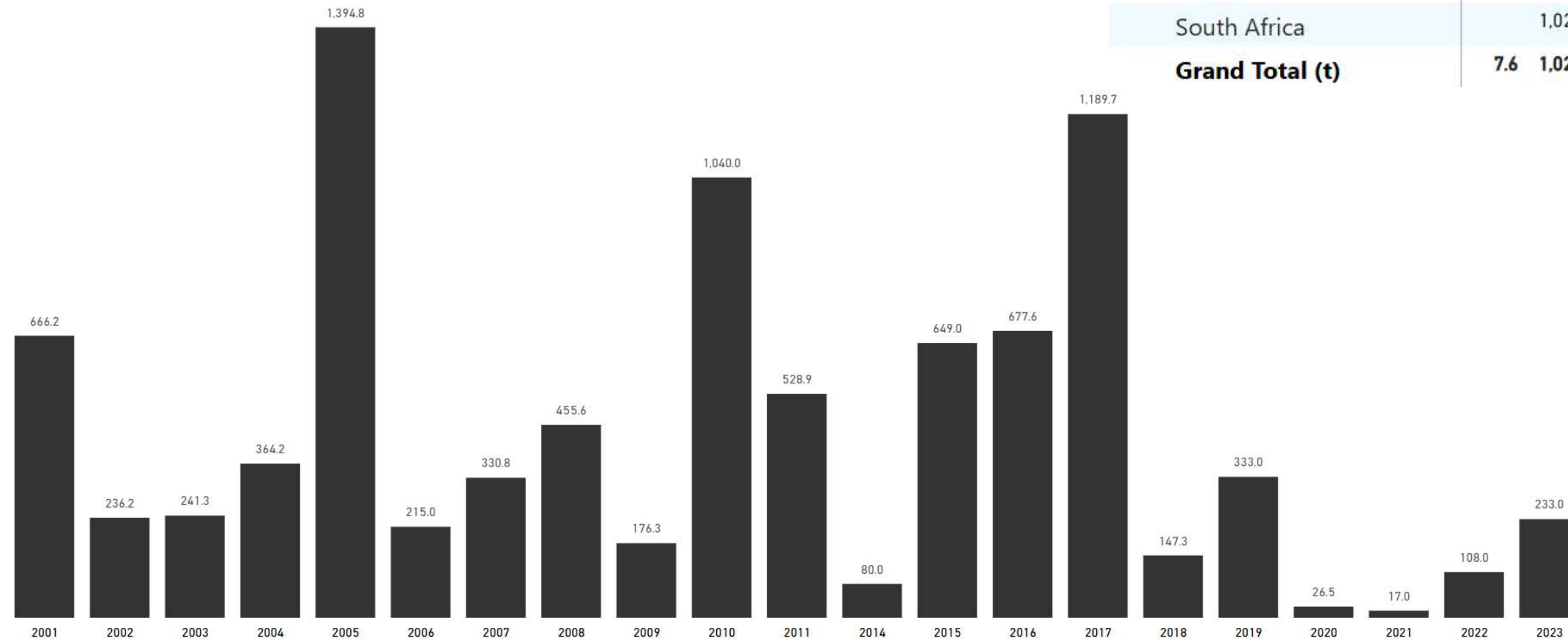
Local Elimin.
(t)
1.1K

Export (t)
8.0K

Total Elimin.
(t)
9.1K

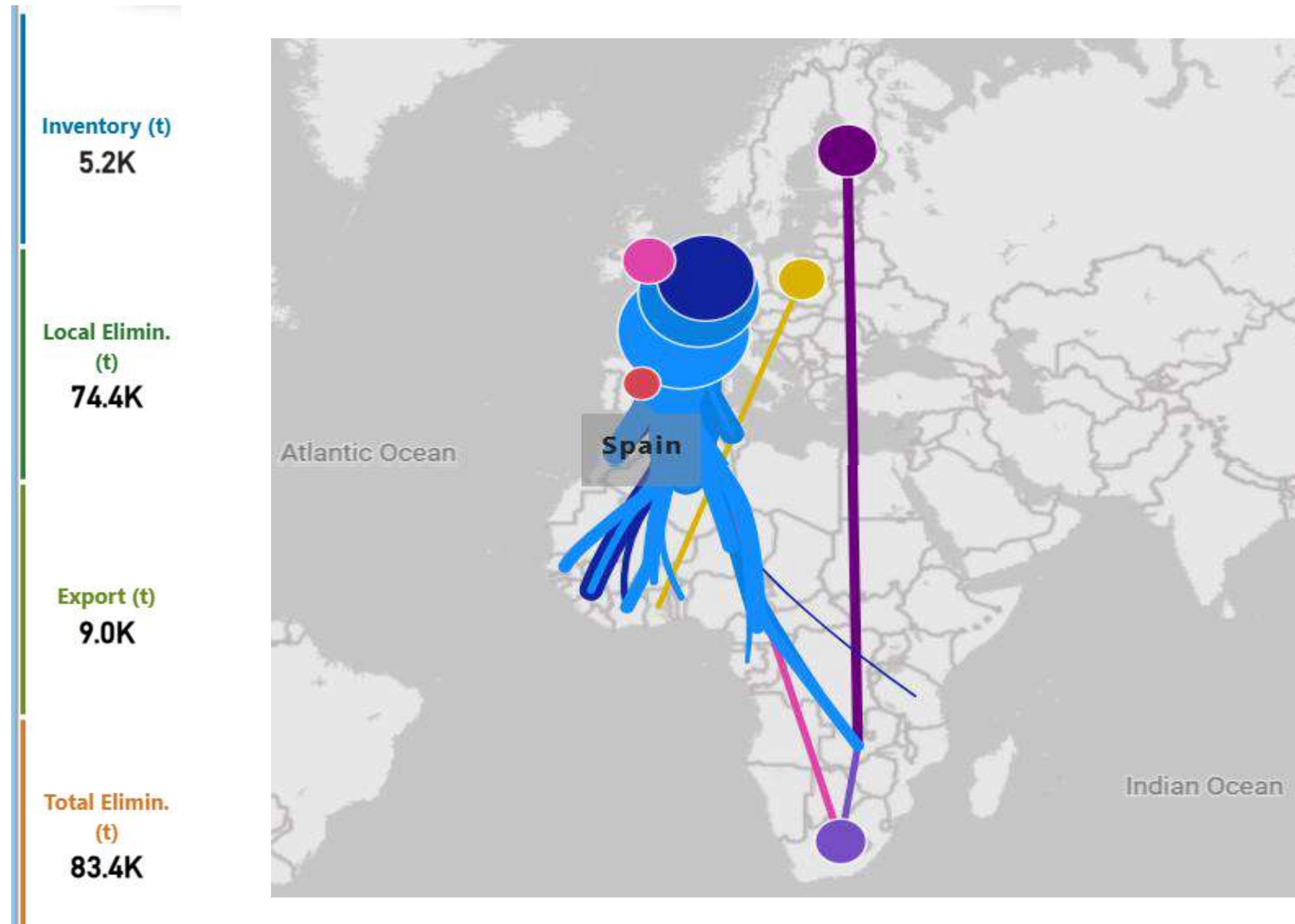
[Back to report](#)

TOTAL QUANTITIES OF PCBS ELIMINATED (NATIONAL + EXPORTED) (T)



Region	2001	2010	2018	Cumulative Total (t)
Africa				
Nigeria	7.6			7.6
Rwanda			55.2	55.2
South Africa		1,025.0		1,025.0
Grand Total (t)	7.6	1,025.0	55.2	1,087.8

Overview of African efforts on PCB elimination - Exports



Exporter	Importer	Amount (t)
Zambia	Belgium	86.2
Zambia	Finland	151.1
Zambia	France	198.4
Zambia	South Africa	75.0
South Africa	United Kingdom	85.6
United Republic of Tanzania	Netherlands	7.6
Tunisia	Belgium	670.7
Tunisia	France	52.3
Senegal	France	254.9
Niger	France	352.1
Morocco	Belgium	20.0
Morocco	France	757.4
Morocco	Netherlands	309.8
Morocco	Spain	14.0
Kenya		449.0
Guinea	France	99.1
Guinea	Netherlands	661.6
Ghana	Poland	50.5
Gabon	Belgium	26.5
Gabon	France	19.9
Algeria	Belgium	1,511.2
Algeria	France	911.9
Congo	Belgium	142.8
Congo	France	205.2
Cameroon	Belgium	130.0
Cameroon	France	233.0
Cameroon	Netherlands	36.9
Côte d'Ivoire	France	268.7
Côte d'Ivoire	Netherlands	72.7
Burkina Faso	France	96.9
Benin	France	71.6

Overview of GRULAC efforts on PCB elimination - GEF projects

Number of Projects
31

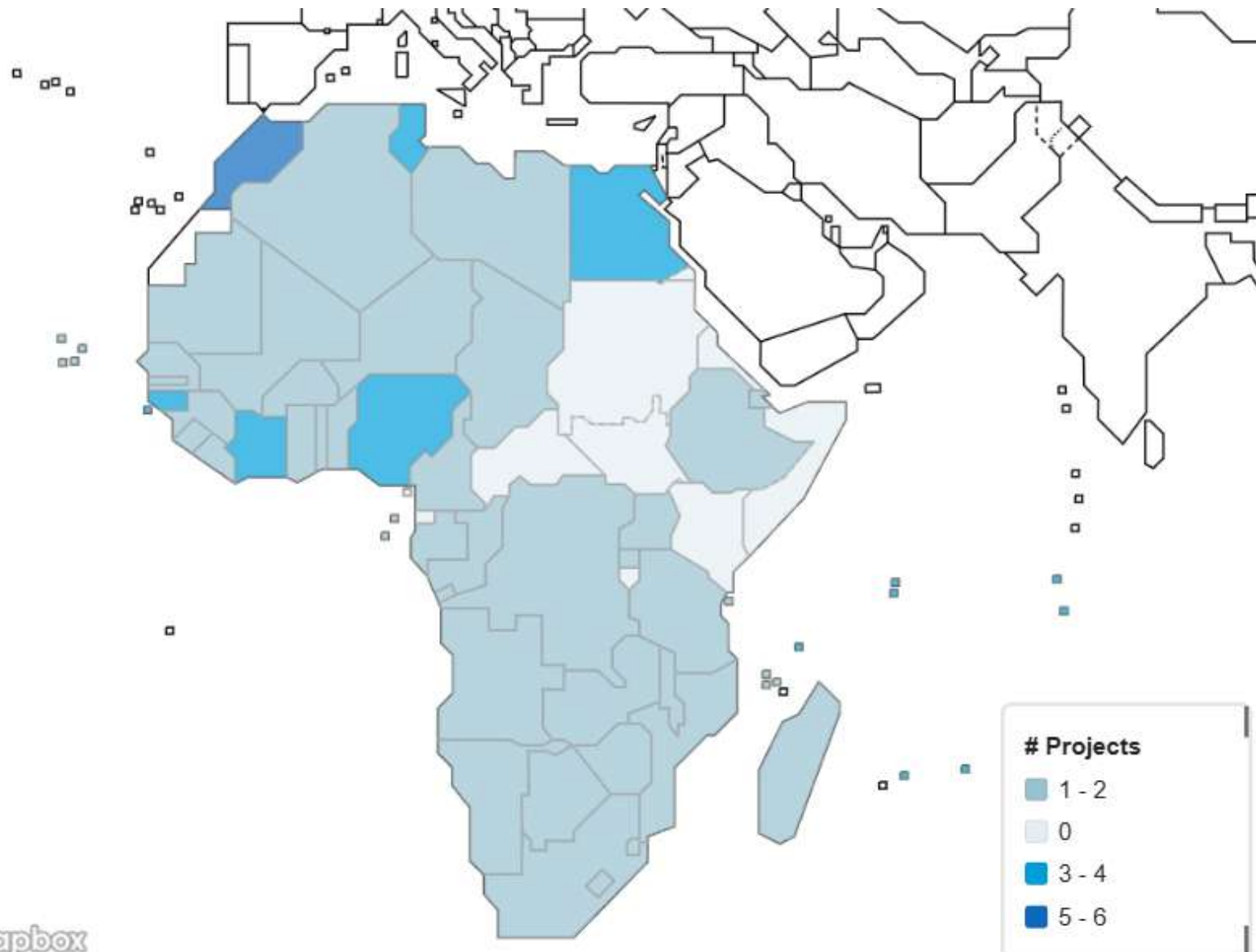
Countries with ≥1 Project
46

Number of Agencies
8

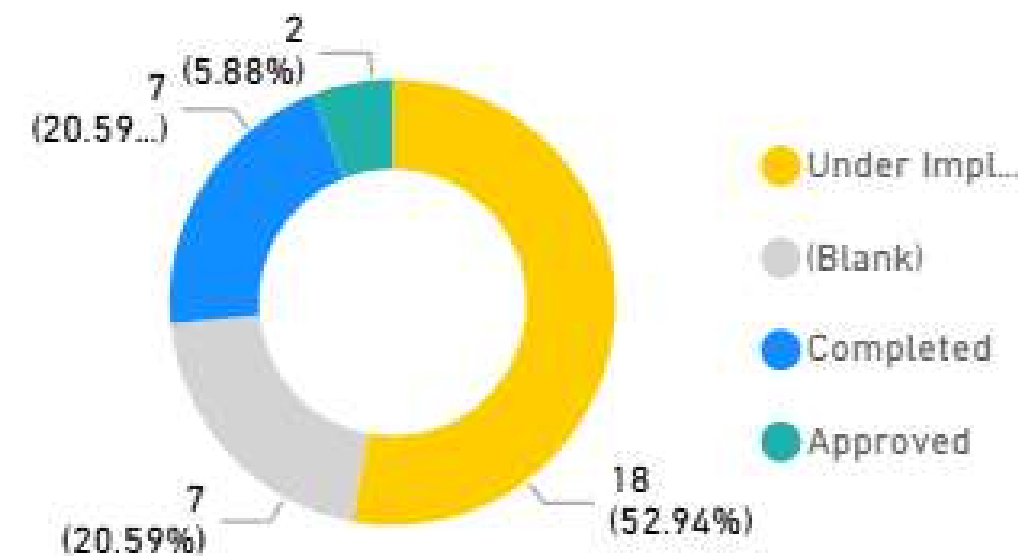
Total Project Budget
US\$ 197.60 M

Expected Elimination (t)
41,933.6 t

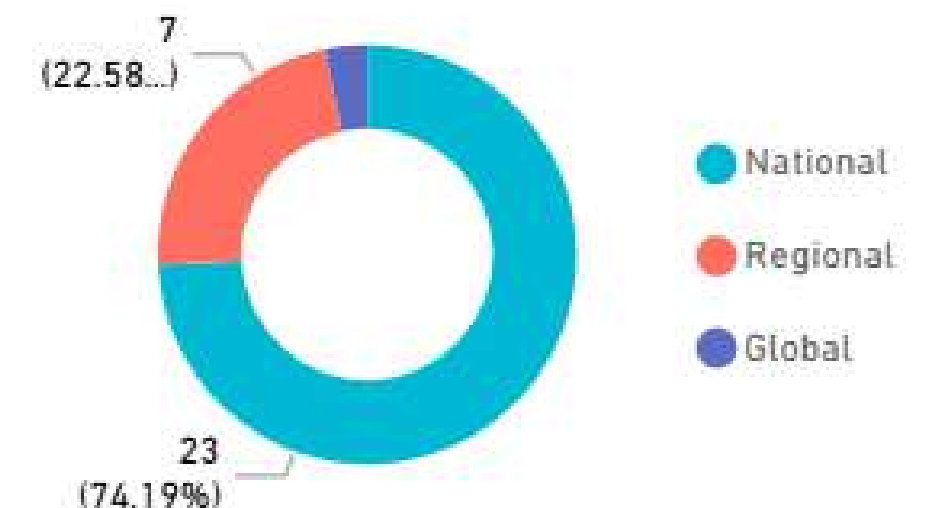
PCBs Eliminated
4,602.6 t



Project Status



Project Scope



Next steps and actions

Regional assessment on the capacities of the region on the environmentally sound management of PCBs

- Desktop study: NIPs + Projects
- Survey
- Report (inputs to the PCB SIWG)

With the supports of the regional Centres in **Senegal** and **South Africa**



Next steps and actions

- **6th National Reports** - by 31 August 2026
- **Updating on National Implementation Plans** - continuous
- **SC Compliance Committee to start their work**
- **COP 13 (2027) to review the progress on PCBs elimination**
 - report developed by the SIWG on PCBs (nominations accepted)
- **GEF 9 replenishment**
- **Secretariat technical assistance and capacity building activities:** Webinars, workshops and trainings, pilot projects...



Thank you!

For more information, visit:

<https://www.pops.int/tabid/273/Default.aspx>

12

Agustin Harte

Programme Management Officer

agustin.harte@un.org

